

**PRODUCT  
CATALOG**

OUR FULL LINE OF RELIABLE PRODUCTS AND ACCESSORIES  
PUMPJACK SCAFFOLDING | LADDERS | FENCES | FRAME & BRACE

# ABOUT

---

Sky-Hi has been in the scaffolding business since 1968. Sky-Hi Industries is the sales division and sells a variety of scaffolding and other construction related products. We also manufacture and import products for the equestrian industry.

Whether you are in the commercial, industrial or residential markets, we have the scaffold systems to meet your needs. We stock frame scaffold, system scaffold, pump jacks, ladders, a full line of aluminum planks up to 32' long and all of the accessories you need to make it all work. We also stock temporary construction fencing in various powder-coated colors.



# PUMPJACK

## SCAFFOLDING




# ALUMINUM PLANKS

## 2 MAN RATING (500 LBS)




### MAN PLANK

12"X12' (SKU: 21212)  
12"X16' (SKU: 21216)  
12"X20' (SKU: 21220)  
12"X24' (SKU: 21224)  
12"X32' (SKU: 21232)



### MAN PLANK

14"X12' (SKU: 21412)  
14"X16' (SKU: 21416)  
14"X20' (SKU: 21420)  
14"X24' (SKU: 21424)  
14"X32' (SKU: 21432)




### MAN PLANK

20"X12' (SKU: 22012)  
20"X16' (SKU: 22016)  
20"X20' (SKU: 22020)  
20"X24' (SKU: 22024)  
20"X32' (SKU: 22032)




### MAN PLANK

24"X12' (SKU: 22412)  
24"X16' (SKU: 22416)  
24"X20' (SKU: 22420)  
24"X24' (SKU: 22424)  
24"X32' (SKU: 22432)



### REPLACEMENT DECK SKIN

DIMENSION: 12"X24"  
SKU: RDS1224



### AL EXTENT PLANK

- 14"X8'-13' (SKU: AEP813)  
- 14"X10'-17' (SKU: AEP1017)



### OUTSIDE A POLE

3"X6' (SKU: AP6)  
3"X12' (SKU: AP12)  
3"X18' (SKU: AP18)  
3"X24' (SKU: AP24)



### 6' ALUM POLE INSERT

SKU: API



### REPLACEMENT RUBBER

6' (SKU: APRR6)  
12' (SKU: APRR12)  
24' (SKU: APRR24)



### JACK BENCH

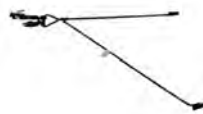
SKU: WB



JACKS  
SKU: PJ



STEEL BRACE  
DIMENSION: 32"  
SKU: PJB



EXT LONG STEEL BRACE  
DIMENSION: 49"  
SKU: PJLB



AJUSTABLE STEEL BRACE  
DIMENSION: 32-42"  
SKU: PJEB



BASE PLATE ANCORS  
SKU: BPA



**RUBBER FOOT FOR POLE**  
SKU: RFP



**ALUMINUM POLE UNIVERSAL BASE PLATE**  
SKU: APUBP



**PUMP JACK REPLACEMENT KIT**  
SKU: PJRK



**PUMP JACK SPRING KIT**  
SKU: PJSK



**PUMP JACK ROLLER**  
(KIT OF 3)  
SKU: PJROLL



**PUMP JACK NET**  
DIMENSION: 21' LONG  
SKU: WTINET



**END STOPS (1 END ONLY)**  
- 12" (SKU: EGR12)  
- 14" (SKU: EGR14)  
- 20" (SKU: EGR20)  
- 24" (SKU: EGR24)



**END STOP SWING GATE**  
- 14" (SKU: EGR14SW)  
- 20" (SKU: EGR20SW)  
- 24" (SKU: EGR24SW)



**GUARD RAILS**  
- 12' (SKU: AGR12)  
- 16' (SKU: AGR16)  
- 20' (SKU: AGR20)  
- 24' (SKU: AGR24)  
- 32' (SKU: AGR32)



**TOE BOARD KIT**  
- 12' (SKU: ATB12)  
- 16' (SKU: ATB16)  
- 20' (SKU: ATB20)  
- 24' (SKU: ATB24)  
- 32' (SKU: ATB32)



**ALUMINIUM POST HOLDER BRACKET**  
SKU: GRPH



**ALUMINIUM GUARD RAIL POST**  
SKU: PJGRP

# LADDERS



## EXTENSION LADDER

- 16' (SKU: 7016)
- 20' (SKU: 7020)
- 24' (SKU: 7024)
- 28' (SKU: 7028)
- 32' (SKU: 7032)
- 36' (SKU: 7036)
- 40' (SKU: 7040)
- 48' (SKU: 7048)



## MULTI PURPOSE LADDER

- 13' (SKU: ML13)
- 17' (SKU: ML17)
- 22' (SKU: ML22)



## FIBERGLASS EXTENSION LADDER

- 16' (SKU: 5016LV)
- 20' (SKU: 5020LV)
- 24' (SKU: 5024LV)
- 28' (SKU: 5028LV)
- 32' (SKU: 5032LV)
- 36' (SKU: 5036LV)
- 40' (SKU: 5040LV)



## ALUMINIUM WORK STAND LADDER RATED FOR MAN

- USE 1A-300 LBS
- 2' (SKU: AWS2)
- 3' (SKU: AWS3)
- 4' (SKU: AWS4)
- 6' (SKU: AWS6)
- 8' (SKU: AWS8)
- 10' (SKU: AWS10)



## ALUMINIUM SAW HORSE SCAFFOLDING RATED FOR MAN USE 1A-300 LBS

- 2' (SKU: ASH2)
- 2'6" (SKU: ASH2.5)
- 3' (SKU: ASH3)
- 4' (SKU: ASH4)
- 5' (SKU: ASH5)
- 6' (SKU: ASH6)
- 8' (SKU: ASH8)



## REPLACEMENT LADDER HOOK

SKU: RLH



## LADDER STAND OFF

SKU: LSO



## LADDER STAND OFF W/ RUBBER PROTECTION

SKU: LSOR



## LADDER STAND OFF HD

SKU: LSOHD



## LADDER STAND OFF HD ADJUSTABLE

SKU: LSOHDA



## LADDER JACKS (PAIR)

SKU: SKLJ



## LADDER ROOF HOOK

SKU: LRH



## REPLACEMENT LADDER FOOT

SKU: RLF

# FENCES





**FENCE PANELS 6'H**  
 ORANGE - SKU: SKTF6  
 GREEN - SKU: SKTF6GR  
 BLACK - SKU: SKTF6B  
 BLUE - SKU: SKTF6BL  
 HDG - SKU: SKTF6G



**FENCE PANELS 6'H W/DOOR**  
 ORANGE - SKU: SKTF6DR  
 GREEN - SKU: SKTF6GRDR  
 BLACK - SKU: SKTF6BDR  
 BLUE - SKU: SKTF6BLDR



**FENCE PANELS 8' H**  
 COLOUR: GREEN  
 SKU: SKTF8



**FENCE PANELS 8'H W/DOOR**  
 COLOUR: GREEN  
 SKU: SKTF8DR



**FENCE BASE**  
 ORANGE - SKU: TFBASE  
 GREEN - SKU: TFBASEGR  
 BLACK - SKU: TFBASEB  
 BLUE - SKU: TFBASEBL  
 HDG - SKU: TFBASEG




**FENCE TOP**  
 ORANGE - SKU: TFCLP  
 GREEN - SKU: TFCLPGR  
 BLACK - SKU: TFCLPB  
 BLUE - SKU: TFCLPBL  
 HDG - SKU: TFCLPG



**SECURITY CONNECTOR**  
 SKU: TFCON



**TOP CONNECTOR ADJUST-  
 ABLE**  
 SKU: TFCLPA



**PRIVACY SCREEN**  
 DIMENSION: 6'X100'  
 SKU: TFSCN



**FENCE GATE CASTOR 4"**  
 SKU: TFC4

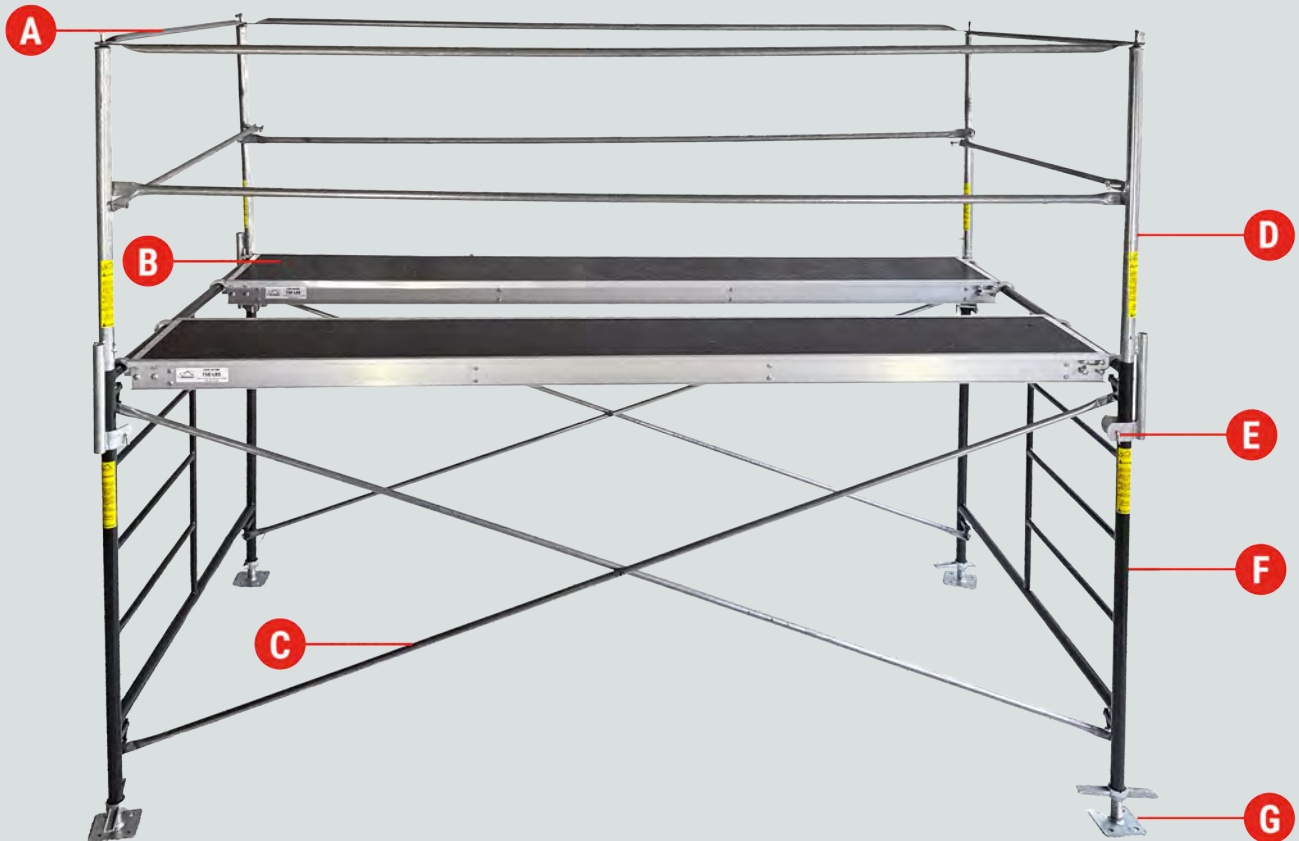


**6' TEMP FENCE PANEL  
 STORE / SHIP RACK**  
 - 40" (SKU: TF6STORE40)  
 - 60" (SKU: TF6STORE60)

# FRAME & BRACE



## SCAFFOLDING



## PARTS

**A** - GUARD RAILS

**B** - DECKS

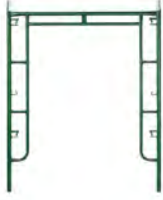
**C** - CROSS BRACES

**D** - GUARD RAIL POST

**E** - J PIN

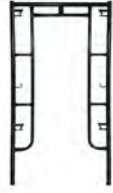
**F** - FRAME

**G** - SCREW JACK BASE PLATE



**ARCH FRAME**

DIMENSION: 5'W X 6'6"  
SKU: SKAF56



**ARCH FRAME**

DIMENSION: 3'W X 6'6"H  
SKU: SKAF36



**FRAME**

DIMENSION: 3'W X 5'H  
SKU: SKF35



**FRAME**

DIMENSION: 3'W X 3'H  
SKU: SKF33



**FRAME**

DIMENSION: 5'W X 5'H  
SKU: SKF55



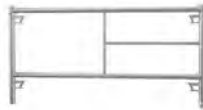
**FRAME**

DIMENSION: 5'W X 3'H  
SKU: SKF53



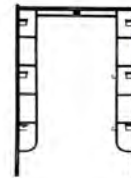
**FRAME HDG**

DIMENSION: 5' W X 5'H  
SKU: SKF55G



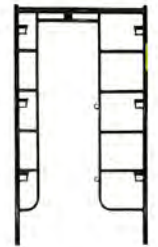
**MODEL: FRAME HDG**

DIMENSION: 5'W X 3'H  
SKU: SKF53G



**45"W X 6'6" ARCH FRAME-**

SKU: SKAF456



**45"W X 6'6" ARCH FRAME  
WITH LADDER**

SKU: SKAFL456



**END BRACKET**

DIMENSION: 20"  
SKU: SKEB20



**SIDE BRACKET**

20" (SKU: SKHB20)  
30" (SKU: SKHB30)



**OUTRIGGER**

DIMENSION: 36"  
SKU: SKORIG



**ADJUSTABLE SWING GATE**

SKU: SKSWG T



**MULTI FUNCTION SCAFF**

SKU: MFS6



+1(250)205-0497  
SKY-HI.COM  
CAMPBELL RIVER, B.C.  
CANADA



**TIE IN HOOKS**  
SKU: SKTIH



**J PINS**  
SKU: JPIN



**EYE SCREW WOOD**  
SKU: EYESCW



**EYE SCREW CONCRETE**  
SKU: EYESCC



**SWIVEL T-T**  
SKU: SWTT



**SWIVEL T-F**  
SKU: SWTF



**RIGHT ANGLE T-T**  
SKU: RATT



**RIGHT ANGLE T-F**  
SKU: TATF



**SWIVEL BOLT CLAMP**  
SKU: SWBLT




**RIGHT ANGLE BOLT CLAMP-**  
SKU: RABL



**COUPLIN PIN**  
SKU: CPIN



**COUPLING PIN SPRING**  
SKU: CPINSP



**CROSS BRACES**  
- 7 X 4 (SKU: SKCB74)  
- 7 X 2 (SKU: SKCB72)  
- 10 X 4 (SKU: SKCB104)  
- 10 X 2 (SKU: SKCB102)



**GIARD RAILS**  
- 5' (SKU: SKGR5)  
- 7' (SKU: SKGR7)  
- 10' (SKU: SKGR10)



**POST SHORES**  
- 3'6" - 6' (SKU: PS01)  
- 5'7"-10'1" (SKU: PS02)  
- 6'6"-11' (SKU: PS03)  
- 7'6" - 13'2" (SKU: PS04)





**SCREW JACK CASTOR HOLDER**  
 DIMENSION: 24"  
 CASTOR HOLDER  
 SKU: SJCH24




**SCREW JACK BASE PLATE**  
 - 24" (SKU: SJBP24)  
 - 36" (SKU: SJBP36)




**ALUMINIUM DECK**  
 - 7' X 19" (SKU: SKD719)  
 - 10' X 19" (SKU: SKD1019)  
 - 7' X 24" (SKU: SKD724)  
 - 10' X 24" (SKU: SKD1024)



**ALUMINIUM DECK W/CFRT**  
**CARBON FIBER REINFORCED THERMO PLASTIC DECKING**  
 - 7' X 19" (SKU: SKD719CFRT)  
 - 10' X 19" (SKU: SKD1019C-



**UPGRADED PLYWOOD DECK**  
 - 7X19 (SKU: UGPLY719)  
 - 10 X19 (SKU: UGPLY1019)  
 - 7X24" (SKU: UGPLY724)  
 - 10X24" (SKU: UGPLY1024)



**CFRT DECK**  
 - 7X19 (SKU: CFRT719)  
 - 10 X19 (SKU: CFRT1019)



**SCAFFOLD CASTER**  
 DIMENSION: 8"  
 SKU: SKC8



**WORM PIN (PIG TAIL)**  
 SKU: WPIN



**GUARD RAIL POST**  
 SKU: SKGRP




# OTHER ACCESSORIES



## STRETCH WRAP

DIMENSION: 18'X1500' - 80  
GA  
SKU: SWRAP1880



## STRETCH WRAP TABLE

2,000 KG  
SKU: SWRAPTBL



## G7 5/16 LOAD CHAIN 16'

SKU: G7-51616



## CHAIN BINDER 5/16 - 3/8

SKU: CB51638



## RATCHET STRAP FLAT HOOK

DIMENSION: 2" X 30"  
SKU: RS230FH



+1(250)205-0497  
SKY-HI.COM  
CAMPBELL RIVER, B.C.  
CANADA

